


Oz ei il Di mundial
dil tgaun

Bella

Luppo

Filu

Rex



OCTOBER

text: Chatriina Josty, illustraziun: Yvonne Gianol,
grafica: Theres Jögger, fotografia: Jörgen-Staus
© Lia Rumantscha

KIDSFITSCH
Lia Rumantscha


Il Di mundial dil tgaun

Cheu vegn il di per Lupo! Il Di mundial dil tgaun duein ils carstgauns dir engraziel als tgauns per tut quei ch'els fan per els. E Lupo fa bein buna luna a nus. Per quei ha el meritau ina ligiongia! Ni forsa era duas.

Tgi che ha giu l'idea da declarar ils 10 d'october sco Di mundial dil tgaun san ins buc. Sper quei di dat ei aunc biars auters dis en honor dils tgauns. En Tiaratudestga ei igl 1. da zercladur il Di dil tgaun, els Stadis Uni ei ils 26 d'uost il «National Dog Day». El center stattan adina ils tgauns. Els che lavuran era quei di per nus carstgauns. Sco per exempel ils tgauns da polizia, ils tgauns da lavinas ni ils tgauns che protegian las nuorsas. Auters tgauns accumpognan

persunas tschoccas, surveglian beins purils e casas ni ein semplamein buns cumpogns per pign e grond. Ins di: il tgaun ei il meglier amitg dil carstgaun. E quei meglier amitg ha bein meritau ina pintga pausa e forsa era in pign schenghetg ch'ins savess regalar ad el gest ils 10 d'october. Tgei savesses ti far per tiu tgaun, sche ti has in, ni per il tgaun dalla vischina? Forsa ina spassegiada extra liunga? Ni in giug cun ina balla? Ni forsa dar ad el ina ligiongia? Ni duas?

San tgauns patertgar?



*Has ti ni ha enzatgi en tia vischinonza in tgaun?
Co ha el num?*

Tgei character ha quei tgaun?



*Enconuschas ti in pèr razzas
da tgauns?*



Zambregia tiu agen tgaun!

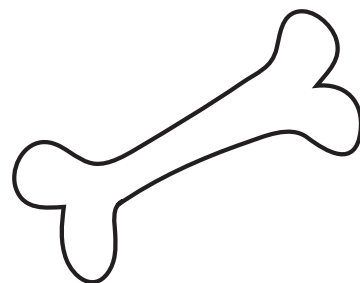
1

Ti drovas:

- rollas da cartun (p. ex. rollas da pupi da tualetta)
- differentas colurs dad aua ni da gouache
- pupi da color
- eglis cun pupilla movibla
- corda ni launa
- in romet
- stroms da cartun, stappuns da butteglia da vin ni uviarchels da butteglia da PET
- pennels
- ina forsch
- ina gronda guila da launa
- cola
- gasetta per cuvierer la meisa



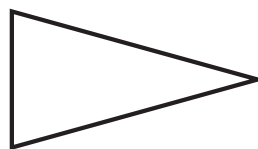
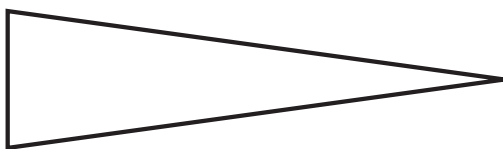
vau vau



text: Chatriina Josty, illustraziun: Yvonne Cienal,
grafica: Theres Jöbger, fotografia: Jörgen-Staues
© Lia Rumantscha

KIDSFITSCH
Lia Rumantscha

Cuas



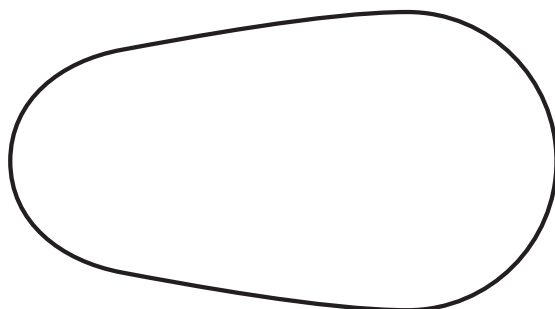
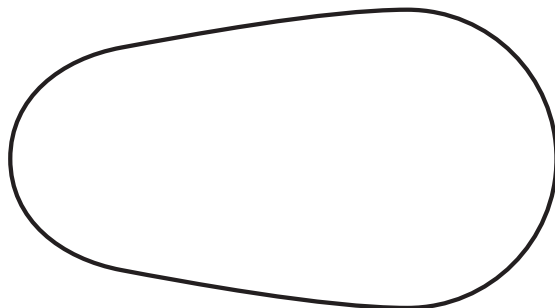


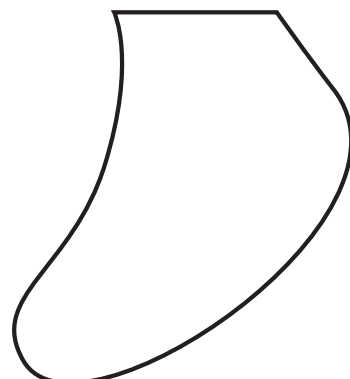

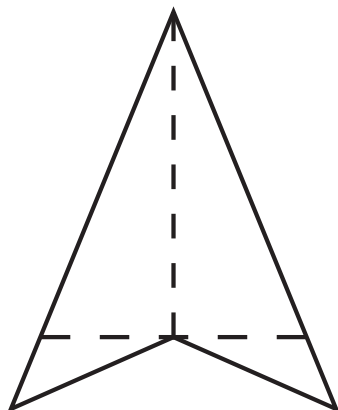
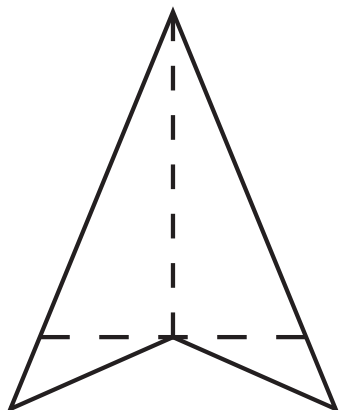
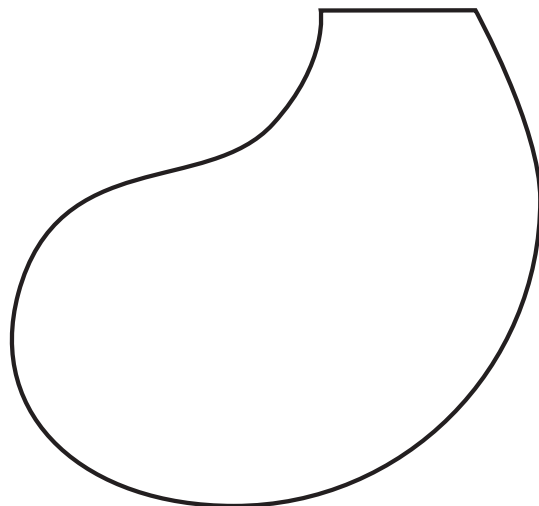
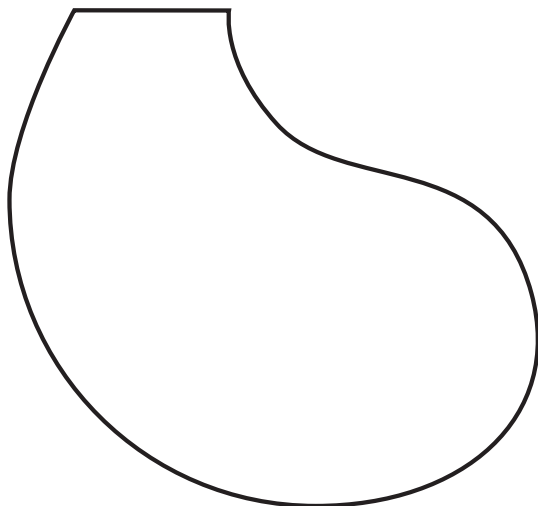
2



Ureglias

Tgei ureglias ha tiu
tgaun?

Elegia in pèr!



- 1 Ponderescha co tiu tgaun duei veser ora. Vul ti far in pudel, in dalmatin ni in tgaun da fantasia?
Pren treis rollas da cartun e colurescha ellas cun la color dil peil da tiu tgaun.
- 2 Ina rolla da cartun ei per il tgierp. Co vesa il tgierp da tiu tgaun ora? Ha el tachels, puncts ni ha el mo ina color? Colurescha il tgierp sco quei che ti imagineschas el ni taglia ora fuormas dad in pupi da color e tacca ellas sin il tgierp.
- 3 La secunda rolla da cartun ei per il tgau. Taglia giu da quella rolla in ur da circa 2 cm. Co vesa il tgau da tiu tgaun ora? Decorescha el tenor tiu gust.
- 4 Taglia dapart per liung la tiarza rolla da cartun. Ponderescha tgei ureglias che tiu tgaun duei ver. Ein sias ureglias gitas ni rodundas? Stattan ellas agradsì ni pendan ellas? Ein ellas pintgas ni grondas? Elegia in pèr ureglias e taglia ora ellas dil cartun. Taglia era ora ina cua.

1



2



3




4



- 5 Fora cun agid d'ina forsch quater ruosnas ella part sut dil tgierp.
- 6 Pren la corda e taglia giu dus tocs pli liungs per las combas davon e las combas davos. Pren per mintga comba in strom tagliaus permiez e tila tras la corda. Cun ina guila da launa va ei meglier da trer las cordas tras las ruosnas. Suten fas ti mintgamai in nuv.
- Las toppas sas ti era far cun uviarchels da butteglas da PET ni cun in stappun tagliaus en quater tocs. Forsa has ti in'atgna idea co far las toppas?

- 7 Fora ussa duas ruosnas ella part sura dil tgierp. Era el tgau fas ti duas ruosnas; ina suten tiel culiez ed ina suren denter las ureglias.
- 8 Pren ina corda e tila ella tras il tgierp. Per fixar il tgau fas ti in nuv ella corda. Enfila la corda tras il tgau.


5



6



7



8



- 9 Ligia ussa tiu tgaun vid il romet.
- 10 Tacca si ils eglis, las ureglias e la cua.
- 11 Ussa sas ti ir a spass cun tiu tgaun!

9



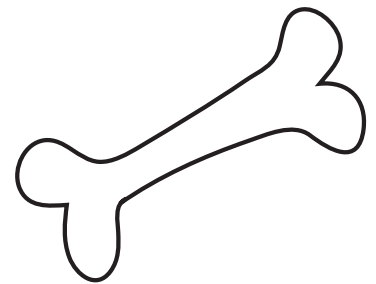
10



11



Co ha tiu tgaun num?
Tarmetta ina fotografia da tiu tgaun
per nossa gallaria da tgauns sin
kidsfits@rumantsch.ch.



text: Chatriina Josty, illustraziun: Yvonne Cienal,
grafica: Theres Jörgler, fotografia: Jörgler-Staubs
© Lia Rumantscha

KIDSFITSCH
Lia Rumantscha