


Oz e igl Gi mundial
digl tgàn

Bella

Luppo

Filu

Rex



OCTOBER

text: Chattrina Josty, illustraziun: Yvonne Giennal,
grafica: Theres Jäger, fotografia: Jörg er-Staus
© Lia Rumantscha


KIDSFITSCH
Lia Rumantscha

Igl Gi mundial digl tgàn

Qua vean igl gi pigl Lupo! Igl Gi mundial digl tgàn den igls carstgàns gir graztga agls tgàns par tut quegl c'els fan par els. Ad igl Lupo nus fa bagn bùna luna. Parquegl â el marito eгна liongia! Near forza ear duas. Tgi c'â gieu l'ideia da declarar igls 10. d'october sco Gi mundial digl tgàn san ign betga. Sper que gi dat igl ànc blears oters gis an anur digls tgàns. An la Tearatudestga e igls 1. da zarcladur igl Gi digl tgàn, agls Stadis Unieus da l'America e igls 26. d'avust igl «National Dog Day». Agl zenter statan adigna igls tgàns. Els ca lavuran ear que gi par nus carstgàns. Sco par exaimpel igls tgàns da polizeia, igls tgàns da lavegnas near igls tgàns ca protegian

las nursas. Oters tgàns acumpognan parsùnas orvas, partgiran bagn purils a tgossas near en semplameing bùns cumpogns par grànd a pintg. Ign gi: igl tgàn e igl miglier amitg digl carstgàn. A que miglier amitg â bagn marito eгна pintga possa a forza egn pintg tschincetg c'ign savess gest dar igls 10. d'october. Tge savessas tei far pigl tieus tgàn, scha tei âs egn, near pigl tgàn da la vaschegna? Forza eгна spassageada extra lùnga? Near egn gioi cun eгна bura? Near forza gli dar eгна liongia? Near duas?

San tgàns partartgear?



Âs tei near anzatgi an la tia vaschinànta egn tgàn? Co â'l num?

Tge character â que tgàn?

Ancanuschas tei anzaquàntas razas da tgàns?



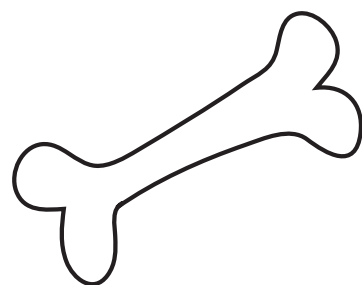
Zambregia igl tieus agen tgàn! 1

Tei dovras:

- rolas da cartùn (p. ex. rolas da pulpier da tualeta)
- diferaintas calurs dad aua near da gouache
- pulpier da calur
- îls cun pupila movibla
- corda near làna
- egn romet
- rolets da plastic near cartùn, clacùns da buteglias da vegn near uviercels da buteglias da PET
- pinels
- egn forbesch
- egn grànda guila da làna
- cola
- giaseta par curvatar la mesa



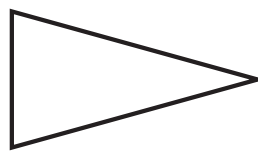
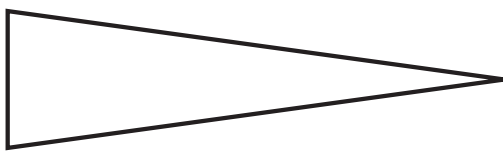
Vau Vau




text: Chatriina Josty, illustraziun: Yvonne Ciencial,
grafica: Theres Jäger, fotografia: Jörgen-Staus
© Lia Rumantscha

KIDSFITSCH
Lia Rumantscha

Cùas

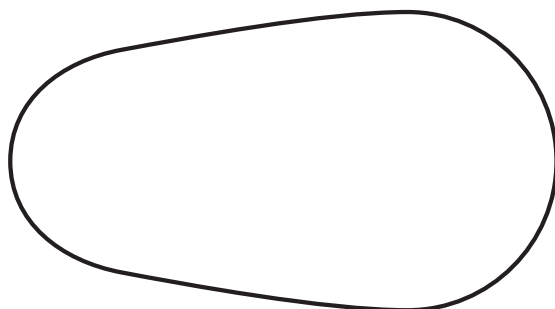
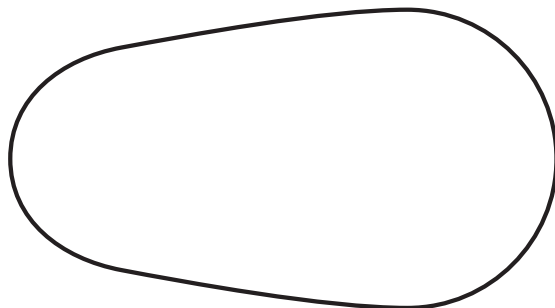

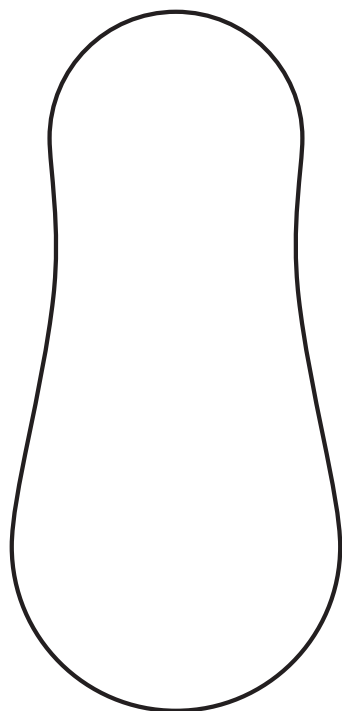
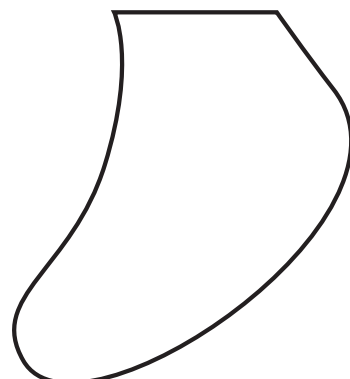

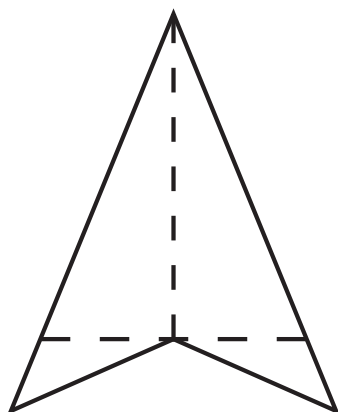
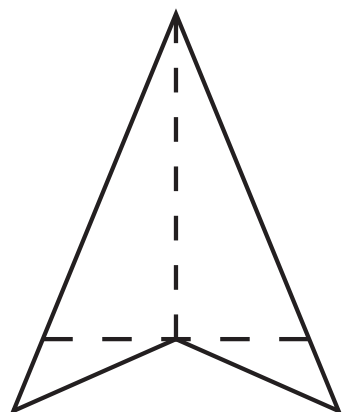
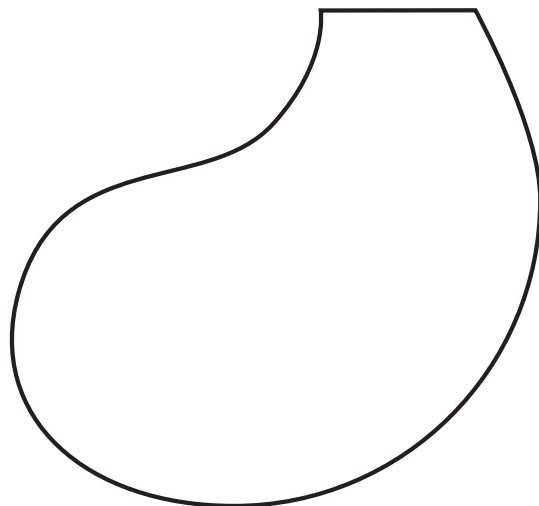
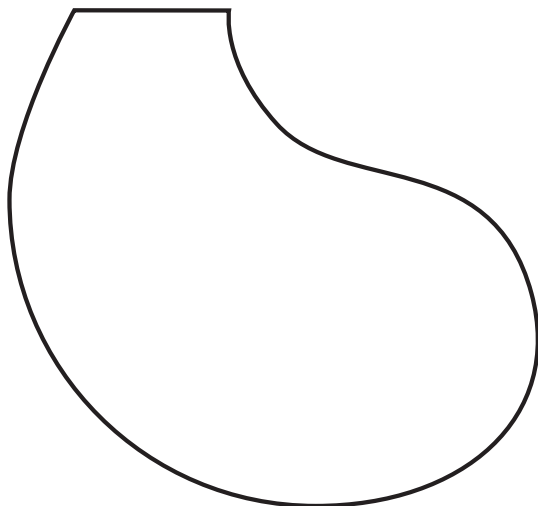


2



Ureglias

Tge ureglia à igl
tieus tgàn? Tschearna
egn peer!



- 1 Ponderescha co igl tieus tgàn de ver or. Vol tei far egn pudel, egn dalmategn near egn tgàn da fantasia? Prenda tres rolas da cartùn a calurescha ellas cun la calur digl pel digl tieus tgàn.
- 2 Egn rola da cartùn e pigl tgierp. Co vez'igl tgierp digl tieus tgàn or? Â el flatgs, puncts near â el me egn calur? Calurescha igl tgierp sco ca tei igl imagineschas near taglia or furmas d'egn pulpier da calur a las tatga segl tgierp.
- 3 La savunda rola da cartùn e pigl tgieu. Taglia giou da questa rola egn ur da zirca 2 cm. Co veza igl tgieu digl tieus tgàn or? Decorescha el tanor igl tieus gust.
- 4 Taglia ordapar par lùng la tearza rola da cartùn. Ponderescha tge ureglias c'igl tieus tgàn de ver. En las sias ureglias gitas near radundas? Statan ellas sedretg near palendan ellas? En ellas gràndas near pintgas? Tschearna egn peer ureglias a taglia or ellas digl cartùn. Taglia ear or egn cù.

1



2



3



4



- 5 Fora cun agid d'egna forbesch quater rusnas an la part sut digl tgierp.
- 6 Prenda la corda a taglia giou dus tocs ple lùngs par las tgombas davànt a las tgombas davos. Prenda par mintga tgomba egn rolet tagliu amparmiez a tira tras quel la corda. Cun egn guila da làna va'gl miglier da trer tras la corda. Sutvart fas tei mintgame egn nuv.
- Las topas sas tei ear far cun uviercels da buteglias da PET near cun egn clacùn tagliu an quater tocs.
- Forza âs tei ear la ti'atgna ideia co far las topas?

- 7 Fora ussa duas rusnas an la part sura digl tgierp. Ear agl tgiu fas tei duas rusnas; egn sutvart tier igl culiez ad egn survart trànter las ureglias.
- 8 Prenda egn corda a tira ella tras igl tgierp. Par fixar igl tgiu fas tei egn nuv an la corda. Anfila la corda tras igl tgiu.


5



6



7



8




- 9 Leia ussa igl tieus tgàn ved igl romet.
- 10 Tatga sei las ureglias, igls îls a la cù.
- 11 Ussa sas tei ir a spass cugl tieus tgàn!


9



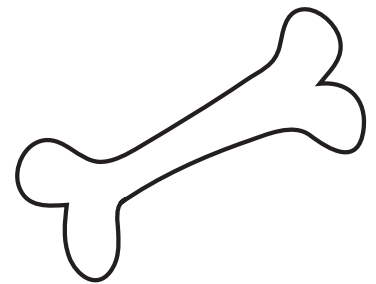
10



11



Co â igl tieus tgàn num?
Tarmeta e gna fotografeia digl tieus
tgàn par la nosa galareia da
tgàn sen kidsfits@rumantsch.ch.



text: Chadrina Josty, illustraziun: Yvonne Cienal,
grafica: Theres Jögger, fotografeia: Jörg er-Stauss
© Lia Rumantscha

KIDSFITSCH
Lia Rumantscha